

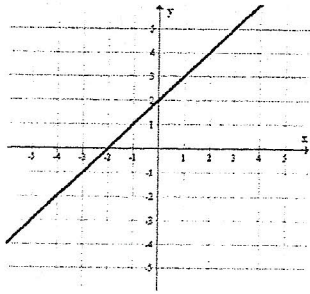
SECONDARY MATH II  
 DOMAIN 2 STANDARD F.IF.5  
 DOMAINS OF FUNCTIONS 2.2

NAME \_\_\_\_\_  
 DATE \_\_\_\_\_  
 CLASS \_\_\_\_\_

Choose two colors of pencil.

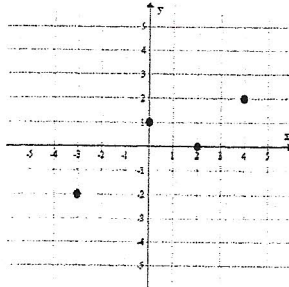
With one color, mark the x-axis for the domain of the graph. Use arrows to indicate extension of the graph beyond the axes. Write the domain on the line.

With the other color, mark the y-axis for the range of the graph. Use arrows to indicate extension of the graph beyond the axes. Write the range on the line.



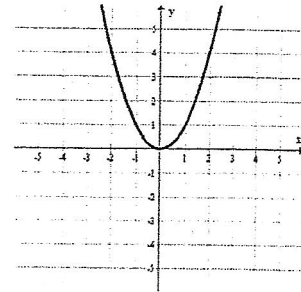
Domain: \_\_\_\_\_

Range: \_\_\_\_\_



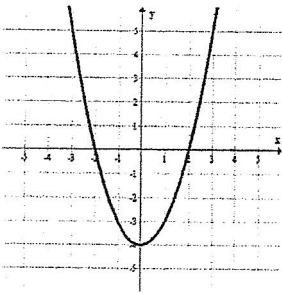
Domain: \_\_\_\_\_

Range: \_\_\_\_\_



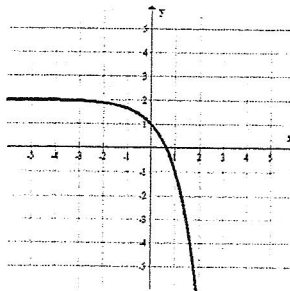
Domain: \_\_\_\_\_

Range: \_\_\_\_\_



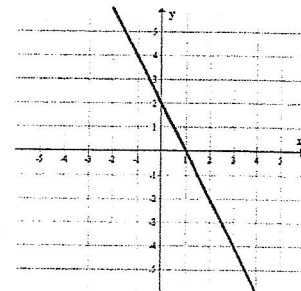
Domain: \_\_\_\_\_

Range: \_\_\_\_\_



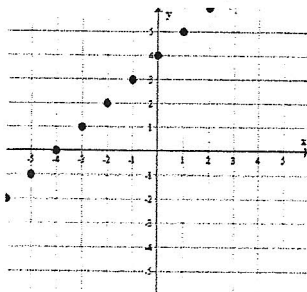
Domain: \_\_\_\_\_

Range: \_\_\_\_\_



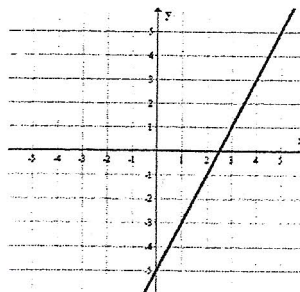
Domain: \_\_\_\_\_

Range: \_\_\_\_\_



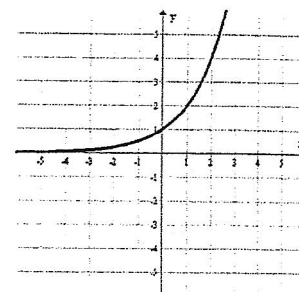
Domain: \_\_\_\_\_

Range: \_\_\_\_\_



Domain: \_\_\_\_\_

Range: \_\_\_\_\_



Domain: \_\_\_\_\_

Range: \_\_\_\_\_