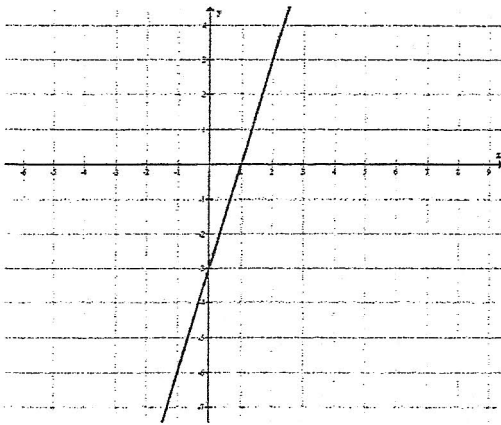
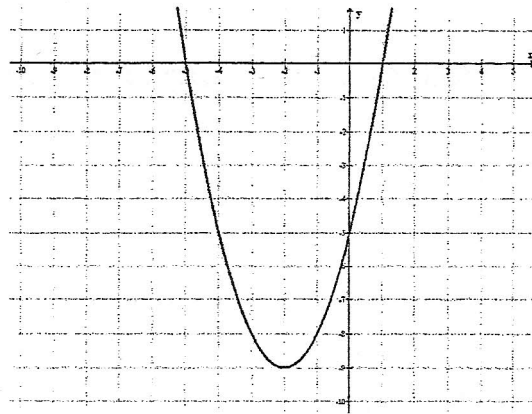


Identify the key features of each graph.



State the x-intercept.

State the y-intercept

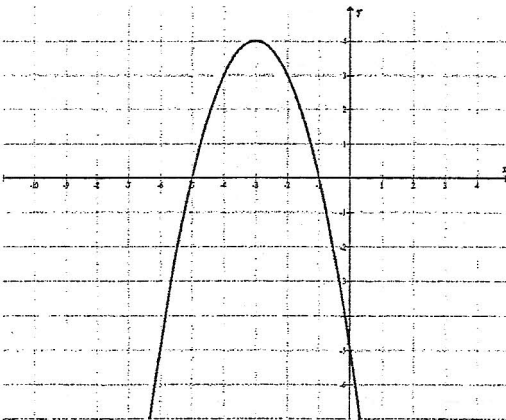


State the x and y-intercept.

State the vertex.

State the maximum or minimum value.

State intervals the function is increasing or decreasing.

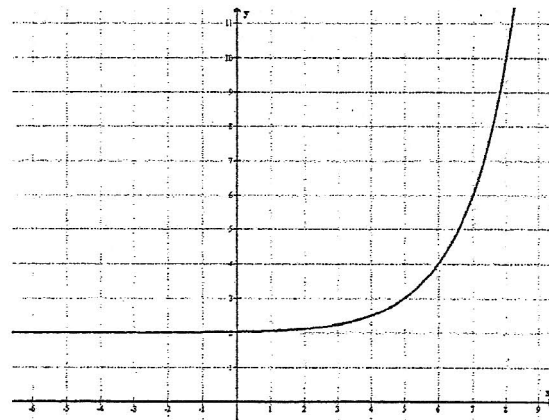


State the x and y-intercept.

State the vertex.

State the maximum or minimum value.

State intervals the function is increasing or decreasing.



State the x and y-intercept.

State the intervals where the function is increasing or decreasing.