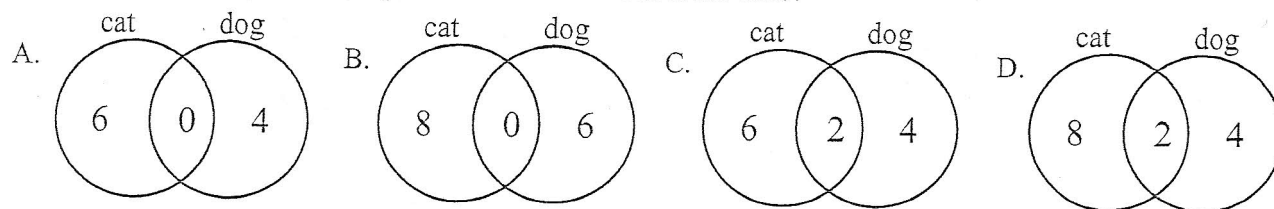


Use the table to find the Venn diagram that matches.

- 1) The table below shows the results of a survey of 12 people who owned at least one cat and one dog.

Pets	Number of People
cat	8
dog	6

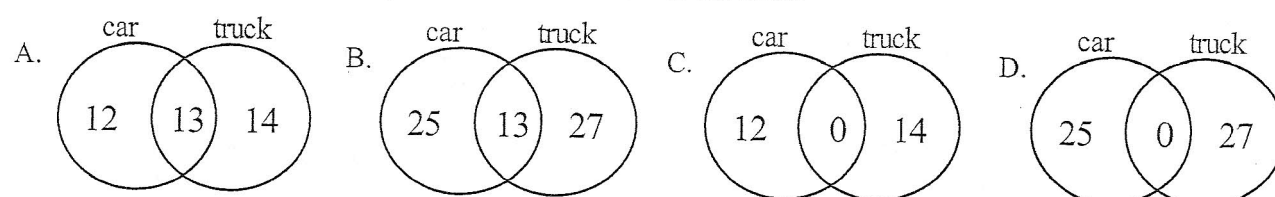
Which Venn diagram best represents the information in the table?



- 2) The table below shows the results of a survey of 39 people who owned at least one car and one truck.

vehicle	Number of People
car	25
truck	27

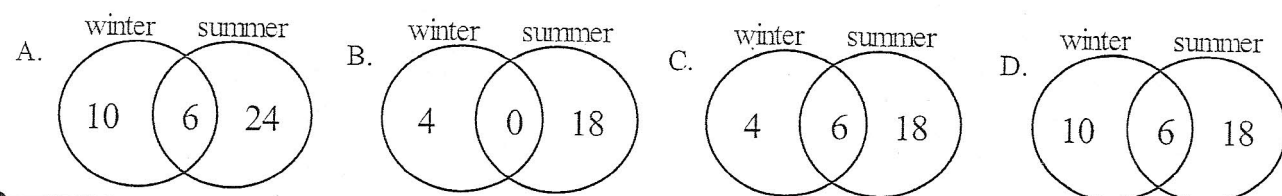
Which Venn diagram best represents the information in the table?



- 3) The table below shows the results of a survey of 28 people asking which season they liked, winter or summer.

Season	Number of People
winter	10
summer	24

Which Venn diagram best represents the information in the table?



- 4) The table below shows the results of a survey of 21 people asking which writing tool they liked, pencil or pen.

Tool	Number of People
pencil	19
pen	5

Which Venn diagram best represents the information in the table?

